

Neal NG, Sanders AM, Coble AA, Warren DR. 2023. Evaluating abiotic and biotic predictors of coastal giant salamander (*Dicamptodon tenebrosus*) populations in fish-bearing headwaters of the Oregon Coast Range. *Northwest Science* 97(3): *in press*.

Evaluating abiotic and biotic predictors of coastal giant salamander (*Dicamptodon tenebrosus*) populations in fish-bearing headwaters of the Oregon Coast Range

Running footer: Predictors of Stream Salamander Abundance

Nathaniel G. Neal¹, Oregon State University, Department of Integrative Biology, Corvallis, Oregon 97331 USA

Ashley M. Sanders, Oregon State University, Department of Forest Ecosystems and Society, Corvallis, Oregon 97331 USA

Ashley A. Coble, National Council for Air and Stream Improvement, Inc., Corvallis, Oregon 97330 USA

Dana R. Warren, Oregon State University, Department of Forest Ecosystems and Society, Corvallis, Oregon 97331 USA; Oregon State University, Department of Fisheries, Wildlife and Conservation Sciences, Corvallis, Oregon 97331 USA

Number of Tables: 3

Number of Figures: 5

¹Corresponding Author: Nathaniel G. Neal

Current address: Washington State University Vancouver, School of the Environment, Vancouver, Washington 98682 USA

Email: nathaniel.neal@wsu.edu

Note: This article has been peer reviewed and accepted for publication in *Northwest Science*. Copy-editing may lead to differences between this version and the final published version.

Neal NG, Sanders AM, Coble AA, Warren DR. 2023. Evaluating abiotic and biotic predictors of coastal giant salamander (*Dicamptodon tenebrosus*) populations in fish-bearing headwaters of the Oregon Coast Range. *Northwest Science* 97(3): *in press*.

Abstract

From British Columbia to northern California, coastal giant salamanders (*Dicamptodon tenebrosus*) are a dominant vertebrate predator in forested headwater streams. Though widespread, body condition and abundance of coastal giant salamanders can differ substantially among locations, provoking the question of which factors may influence this variation and to what degree habitat features versus biotic variables drive variability. In this study, we collected data on coastal giant salamander populations along with four biotic factors and eight abiotic factors across 24 different study streams adjacent to mature second-growth forests in western Oregon, USA. We used single and multi-parameter linear mixed-effects models to explore the factors individually and in combination to functionally represent alternative hypotheses accounting for variation in salamander biomass density, population density, and condition. We established a set of 25 models and employed Akaike's Information Criterion (AIC) selection for comparison. We expected food resources and the abundance of coastal giant salamander competitors to have comparable and complementary influences with stream habitat metrics. However, biotic metrics did not appear in our top models. Two abiotic variables, pool area and substrate size, best predicted the biomass and population density of coastal giant salamanders across our study streams. Substrate size and pool area were negatively related to salamander density, in contrast to our expectations. Overall, our results suggest that habitat metrics in summer months influence the abundance and biomass density of coastal giant salamanders in western headwater streams, and therefore habitat availability warrants particular consideration in conservation efforts.

Note: This article has been peer reviewed and accepted for publication in *Northwest Science*. Copy-editing may lead to differences between this version and the final published version.

Neal NG, Sanders AM, Coble AA, Warren DR. 2023. Evaluating abiotic and biotic predictors of coastal giant salamander (*Dicamptodon tenebrosus*) populations in fish-bearing headwaters of the Oregon Coast Range. *Northwest Science* 97(3): *in press*.

Keywords

Oregon Coast Range, coastal giant salamanders, *Dicamptodon tenebrosus*, biotic factors, abiotic factors

Introduction

Coastal giant salamanders (*Dicamptodon tenebrosus*) are the dominant aquatic apex predator in fishless headwaters of the Oregon Coast Range, USA, and when sympatric with fish can still comprise up to 90% of vertebrate biomass (Parker 1994; Kaylor et al. 2017). Given their prevalence, coastal giant salamanders are an important focal taxon for evaluating the status and functionality of forested headwaters. Yet, there is not widespread information about the relationships between their populations and the ecological factors that may shape or be shaped by them. This study aims to assess the respective roles of abiotic and biotic factors in accounting for variation in salamander populations across similarly sized, small to medium fish-bearing streams in second-growth timberland forests nearing harvest age.

The range of coastal giant salamanders in the Oregon Coast Range overlaps with some of the most productive forests in western North America and therefore the species inevitably occurs throughout stream networks on managed forest landscapes. There has been increasing interest in updating riparian buffer rules to enhance protection for salamanders and other amphibians (McIntyre et al. 2018; Oregon Department of Forestry 2022); however, studies assessing forest management effects on salamanders have been equivocal. DeMaynadier and Hunter (1995), documented short-term negative effects of timber harvest on salamanders, but other studies have found mixed relationships between clear-cutting and coastal giant salamander populations (Curtis and Taylor 2004; Leuthold 2012; Auteri et al. 2022). A key step in addressing these

Note: This article has been peer reviewed and accepted for publication in *Northwest Science*. Copy-editing may lead to differences between this version and the final published version.

Neal NG, Sanders AM, Coble AA, Warren DR. 2023. Evaluating abiotic and biotic predictors of coastal giant salamander (*Dicamptodon tenebrosus*) populations in fish-bearing headwaters of the Oregon Coast Range. *Northwest Science* 97(3): *in press*.

inconsistencies is to improve our understanding of relationships between salamander populations and the structural and food web conditions of headwater streams in which they occur.

Previous studies exploring environmental factors associated with salamander populations in streams are varied, but in general, they emphasize the importance of abiotic features and streamflow (Olson and Ares 2022). A study in southern Oregon and northern California, for example, found salamanders preferred “relatively narrow, shady channels, with medium-coarse substrate, slow water, and pools, at less disturbed forest sites” (Welsh and Lind 2002). The importance of pools to *Dicamptodon spp.* was also noted in a study of 30 streams in Washington state where the average size of western *Dicamptodon spp.* salamanders was larger in pools than in other areas of the stream (Roni 2002).

In addition to pools, multiple studies have identified substrate size as an important factor influencing the biomass density of coastal giant salamanders in forested headwaters (Hawkins et al. 1983; Welsh and Lind 2002; Leuthold et al. 2012). Olson and Ares (2021) reported that coastal giant salamanders were most commonly associated with perennial flow regimes, which had a greater percent of large gravel substrate and proportion of pools, and less percent fines across their sites. Coastal giant salamander biomass density is generally greater in streams with larger substrate sizes that provide cover from threats and ideal habitat for laying eggs (Hawkins et al. 1983; Rundio and Olson 2003). Although several studies found positive associations between substrate size and coastal giant salamanders, a study on the closely related Idaho giant salamander (*Dicamptodon aterrimus*) led to a different conclusion. In a series of 40 Idaho streams, biomass density of *D. aterrimus* was positively related to embedded substrate and presence of fine sediment (Sepulveda and Lowe 2009). Contrasting predictions within the same genus may be a result of critical differences between species and localized adaptations, but also

Note: This article has been peer reviewed and accepted for publication in *Northwest Science*. Copy-editing may lead to differences between this version and the final published version.

Neal NG, Sanders AM, Coble AA, Warren DR. 2023. Evaluating abiotic and biotic predictors of coastal giant salamander (*Dicamptodon tenebrosus*) populations in fish-bearing headwaters of the Oregon Coast Range. *Northwest Science* 97(3): *in press*.

allude to generalist behavior. On a broader habitat scale, higher stream gradient has been tied to the presence of coastal giant salamanders, although not necessarily population density (Dudaneic and Richardson 2012).

Considering potential biotic factors that may affect coastal giant salamander populations, competition/predation, and food availability (diets consist largely of macroinvertebrate but can include fish, snails, and other salamander) are also potentially important in headwater ecosystems. Coastal giant salamanders rear in streams, with aquatic populations composed of larvae, mature neotenic adults, and metamorphosed adults that return to the stream to eat and lay eggs. In general, coastal giant salamanders remain as larvae for two to three years and do not reach complete maturity until almost seven years (Sagar et al. 2007). As young larvae, they are a common prey item of salmonids, sculpin, and mature or larger larval salamanders, and are thought to use gaps between coarse substrate to avoid predation (Rundio and Olson 2003). As larvae mature, predation risk declines and they transition to competitors with other vertebrate predators in these headwaters, including adult resident trout, juvenile salmonids, and sculpin (Parker 1994; Cudmore and Bury 2014; Falke et al. 2020). Coastal giant salamanders compete most with sculpin, as they are both benthic generalist predators and strongly overlap in diet selection (Bond 1963; Daniels and Moyle 1978; Wells 2007; Cudmore and Bury 2014; Falke et al. 2020). Salmonid and coastal giant salamander distributions coincide throughout many headwater stream networks and both species overlap some in diet choice, but salmonids often prefer deeper pools, consuming drift (much of it terrestrial) from the water surface (Falke, 2020). Other studies on intraguild predation determined that coastal giant salamanders and salmonids coexist as predators, with no significant trophic niche partitioning found when they co-occur (Roni, 2002; Rundio and Olson, 2003; Sepulveda, 2012).

Note: This article has been peer reviewed and accepted for publication in *Northwest Science*. Copy-editing may lead to differences between this version and the final published version.

Neal NG, Sanders AM, Coble AA, Warren DR. 2023. Evaluating abiotic and biotic predictors of coastal giant salamander (*Dicamptodon tenebrosus*) populations in fish-bearing headwaters of the Oregon Coast Range. *Northwest Science* 97(3): *in press*.

In headwater streams in the Pacific Northwest, the dominant diet items for coastal giant salamanders (aquatic macroinvertebrates) are supported by a combination of in-stream primary producers and benthic organic matter entering the stream from the riparian forest. While standing stocks of organic matter are often high, benthic biofilms are a higher quality food resource (based on C:N ratios) and therefore a disproportionately important basal resources in headwater streams (Finlay 2001; McCutchan and Lewis 2002; Lau et al. 2009). Given the relative importance of benthic biofilms, factors that increase their production (and particularly autotrophs within those biofilms) can have a strong influence on stream macroinvertebrates (Hawkins et al. 1983), which have in-turn been hypothesized to increase apex predators such as salamanders through bottom-up processes (Kiffney and Roni 2007; Kaylor and Warren 2017). So, in addition to habitat, food web resources are also important considerations in evaluating factors that could explain variation in coastal giant salamanders populations across sites.

Although prior research has included ecological associations of coastal giant salamander populations, few have tested multi-parameter models of both abiotic and biotic variables. Inclusion of biotic factors along with established abiotic stream features may provide greater capacity to account for fluctuations in coastal giant salamander metrics. Resources can be scarce, therefore interspecies competition may control abundances, particularly between coastal giant salamanders and sculpin that consume similar diets and spend much of their time on the stream benthos. While there has been ample research on the ecology of coastal giant salamanders in headwaters, these studies exclude interactions with fish either because they occur in stream reaches above fish sections or because fish presence is overlooked or not clarified (Corn and Bury 1989; Wilkins and Peterson 2000; Ashton et al. 2006; except see Hawkins et al. 1983). Results from these and others identify habitat variables such as elevation, gradient, and coarse

Note: This article has been peer reviewed and accepted for publication in *Northwest Science*. Copy-editing may lead to differences between this version and the final published version.

Neal NG, Sanders AM, Coble AA, Warren DR. 2023. Evaluating abiotic and biotic predictors of coastal giant salamander (*Dicamptodon tenebrosus*) populations in fish-bearing headwaters of the Oregon Coast Range. *Northwest Science* 97(3): *in press*.

substrates as important predictors of density, which may emerge by nature of the watershed position of the study sites (Hunter 1998, Wilkins and Peterson 2000, Dudaneic and Richardson 2012). Gaps remain in our knowledge of how interspecies population dynamics influence abundances and how these compare to, or interact with, abiotic habitat factors in headwater sections where many vertebrate species cohabitate.

Beyond the Pacific Northwest, amphibians have endured some of the most precipitous global population and biodiversity declines of any vertebrate taxon over the past 30 years (Stuart et al. 2004; Grant et al. 2020). Stressors range from disease to habitat modification such as timber harvest, with 25% of species threatened and another 25% lacking sufficient data to assess their status (Stuart et al. 2004; González-del-Pliego 2019). The conservation status of coastal giant salamander is considered secure within its range of Oregon and Washington (IUCN 2021). However, future sustainability is not guaranteed, and comprehensive studies on population size and distribution are needed to gauge potential future threats and overall population health. Further, considering global amphibian decline, the consistent presence of coastal giant salamanders provides an example of a species that has been resilient to threats facing this group of organisms. Understanding which features relate to the abundance of coastal giant salamanders in systems affected by previous forest management may provide insight into the factors needed to continue support of the species.

To improve conservation approaches and management, we investigated ecosystem associations of coastal giant salamanders. We evaluated how density and condition of coastal giant salamanders relate to a range of abiotic and biotic factors across 24 small to medium fish-bearing streams in the Oregon Coast Range, USA. We explored a suite of eight abiotic factors that reflect watershed, stream, and riparian conditions and four biotic factors that represent

Note: This article has been peer reviewed and accepted for publication in *Northwest Science*. Copy-editing may lead to differences between this version and the final published version.

Neal NG, Sanders AM, Coble AA, Warren DR. 2023. Evaluating abiotic and biotic predictors of coastal giant salamander (*Dicamptodon tenebrosus*) populations in fish-bearing headwaters of the Oregon Coast Range. *Northwest Science* 97(3): *in press*.

trophic and competition effects on coastal giant salamanders. Our objectives were to understand the relative importance of individual stream characteristics in accounting for salamander population variation across Coast Range headwaters, and more broadly, we sought to understand whether and to what degree including both biotic and abiotic factors in a model might improve our ability to account for variation, and therefore ultimately predict, salamander abundances and condition across headwater streams.

Methods

Our study included 24 streams across the northern half of the Oregon Coast Range (Figure 1). We selected streams in a block design with each of 6 blocks consisting of 5 streams of similar characteristics including: geographic location, climate, and stream size classification. All sites were forested headwaters classified as “small” or “medium” fish-bearing streams (controlled within each block; Appendix A). A total of 6 of the potential 30 total streams were excluded from electrofishing due to access or harvest activity. All streams were located on privately owned timberland with adjacent riparian forests between 30 to 50 years old. These specific riparian forests were composed predominantly of Douglas-fir (*Pseudotsuga menziesii*) and red alder (*Alnus rubra*), with understory vegetation dominated by vine maple (*Acer circinatum*) and salmonberry (*Rubus spectabilis*). The Oregon Coast Range has a Mediterranean climate with cool, wet winters and warm, dry summers. All streams in our study support both coastal cutthroat trout (*Oncorhynchus clarkii clarkii*) and coastal giant salamander. Fifteen streams included unspecified sculpin species (*Cottus sp.*), and three streams also supported populations of juvenile coho salmon (*Oncorhynchus kisutch*).

Note: This article has been peer reviewed and accepted for publication in *Northwest Science*. Copy-editing may lead to differences between this version and the final published version.

Neal NG, Sanders AM, Coble AA, Warren DR. 2023. Evaluating abiotic and biotic predictors of coastal giant salamander (*Dicamptodon tenebrosus*) populations in fish-bearing headwaters of the Oregon Coast Range. *Northwest Science* 97(3): *in press*.

We quantified eight abiotic metrics (large wood volume (LW; m³), pool area (m²), water depth (cm), canopy cover (%), substrate composition (D80), stream temperature (°C), elevation (m), and stream gradient (%)) and four biotic metrics (periphyton ash-free dry mass (AFDM; mg cm⁻²), macroinvertebrate density (individuals m⁻²), salmonid density (g m⁻²), and sculpin density (g m⁻²)). We examined relationships between these variables and coastal giant salamander abundance (count m⁻²), biomass (g m⁻²), and body condition (g mm⁻³) at each respective site in a correlation matrix, and we present Pearson's correlation coefficients to describe linear correlation, detect collinearity, and inform *a priori* model selection. We then constructed single and multi-parameter linear regression models followed by Akaike Information Criterion (AIC) analysis to test performance of various model sets to determine how abiotic and biotic variables describe the variation present in coastal giant salamander abundance, biomass, and body condition.

Data collection occurred from July to August 2021. Study sites were established for a separate forest management study and encompassed stream reaches 200–300 m in length. Vertebrate, large wood (LW), and geomorphological (pool area, wetted width, and stream depth) surveys occurred in 60–90 m reaches within each larger reach (defined as the “fishing reach”). Canopy cover and substrate size was measured every 20–25 m along the entire 200–300 m reach.

Abiotic Habitat Metrics

Large wood (LW) was defined as dead woody material greater than 1 m in length and greater than 0.1 m in diameter in the bankfull width of the 60-90 m fishing reach (Fetherston et al. 1995). The volume of each piece of LW was calculated with a truncated cone equation:

$$V_{LW} = (1/3) \times \pi \times L \times [r_1^2 + (r_1 \times r_2) + r_2^2],$$

Note: This article has been peer reviewed and accepted for publication in *Northwest Science*. Copy-editing may lead to differences between this version and the final published version.

Neal NG, Sanders AM, Coble AA, Warren DR. 2023. Evaluating abiotic and biotic predictors of coastal giant salamander (*Dicamptodon tenebrosus*) populations in fish-bearing headwaters of the Oregon Coast Range. *Northwest Science* 97(3): *in press*.

where L is the length of the piece and r_1 and r_2 are radii at each end of the piece of wood.

The volumes at each stream were summed then standardized by reach length (m^3/m).

We calculated pool area in the fishing reach by measuring the length and width of deep, depositional habitats along the longest axes. We multiplied the lengths and widths to calculate the area of each pool, summed values for each stream, then divided the total pool area by the length of the fishing reach (m^2/m). Mean water depth was determined by measuring five equidistant water depths along 9–16 transects in each reach and averaging all values.

A spherical crown densiometer (Concave Model C; Forestry Suppliers, Jackson, MS, USA) was used to estimate percent canopy cover directly above the stream at 9–16 reach locations. Measurements were taken in four cardinal directions at each location, then values were multiplied by 1.04, subtracted from 1, and averaged to obtain mean canopy cover. We used a gravelometer cobble scale (Wildco, Yulee, FL, USA) to measure substrate size classes of ten particles along transects at 9–16 reach locations. The 80th percentile substrate size for each stream was determined and classified as the “D80” value.

We deployed temperature loggers (HOBO Pro v2, Onset Computer Corporation, Bourne, Massachusetts, USA) encased in a PVC housing (to shade loggers) at the downstream end of the stream reach. These sensors recorded the water temperature ($\pm 0.2^\circ\text{C}$) at 1-hr intervals during the summer low flow period. Logger deployment and retrieval was staggered, therefore the stream temperatures for 20 streams were compiled for the week of Aug 21 to Aug 28, while the stream temperature for five sites was compiled for the week of Aug 14 to Aug 21. The recorded hourly temperature readings were averaged across each respective week to determine the average weekly August temperature.

Note: This article has been peer reviewed and accepted for publication in *Northwest Science*. Copy-editing may lead to differences between this version and the final published version.

Neal NG, Sanders AM, Coble AA, Warren DR. 2023. Evaluating abiotic and biotic predictors of coastal giant salamander (*Dicamptodon tenebrosus*) populations in fish-bearing headwaters of the Oregon Coast Range. *Northwest Science* 97(3): *in press*.

We used ArcGIS Pro 2.9 (Esri Inc 2022) to determine both the average elevation and percent gradient across the 200 m to 300 m reach of each stream. This was accomplished by overlaying the GPS locations of the start and end points of each stream atop a LiDAR topographic map of Oregon (Hanser 2008). We calculated average elevation across five equidistant points along the stream reach and determined the percent gradient as the elevation difference between the upstream and downstream ends of the reaches.

Biotic Metrics

We sampled standing stocks of epilithic algal communities (periphyton) using standard rock-scraping methods on natural substrates (Chételat 1999). At five equidistant transects along the stream reach ($n = 5$), we selected three flat cobbles from thalweg riffles. We scrubbed rocks with wire brushes, then split the biofilm from their surfaces into two samples. We filtered scrubate through pre-ashed 47 mm Whatman glass fiber (GF/F) filters, wrapped filters in foil, and stored on ice until frozen within six hours. To determine the surface area scrubbed, we traced each rock, and used rock tracings to determine surface area from a weight-to-area relationship. We determined ash-free dry mass (AFDM; mg cm^{-2}) using the EPA standard protocol (APHA 1995). We thawed filters, dried them at 60°C , weighed them on an analytical balance, ashed at 500°C for 2 hours, then we re-weighed each filter.

We used a 0.45 m^2 Surber sampler with a $500 \mu\text{m}$ mesh bag to collect benthic macroinvertebrates at five equidistant points throughout the stream reach (upstream of sample locations for substrate). We pooled macroinvertebrates into a single sample per site ($n = 1$) and immediately placed them in 95% ethanol. We completed a full census of macroinvertebrates in

Note: This article has been peer reviewed and accepted for publication in *Northwest Science*. Copy-editing may lead to differences between this version and the final published version.

Neal NG, Sanders AM, Coble AA, Warren DR. 2023. Evaluating abiotic and biotic predictors of coastal giant salamander (*Dicamptodon tenebrosus*) populations in fish-bearing headwaters of the Oregon Coast Range. *Northwest Science* 97(3): *in press*.
the sample and identified to genus (except for chironomids, which were identified to family) by Benthic Aquatic Research Services.

We employed a three-pass depletion method with a backpack electrofisher (Smith Root, Vancouver, WA) for the collection of salmonids, sculpin, and coastal giant salamanders. The length of the fishing reaches varied by block with a target of either 60 m (Astoria, Newport, Vernonia, Scappoose) or 90 m (Valsetz and Walton). The 60 m fishing reaches were divided into two 30 m sections and the 90 m fishing reaches were divided into two, 45 m sections. We placed block nets at the upstream and downstream ends of each fishing reach section for the duration of the survey to prevent movement in or out of the reach section, and fish from each pass were held out of the stream reach section until all passes were complete. All fish were anesthetized using Aqui-S 20E (approved for trial use through INAD AADAP, study number 11-741-21-112F; Lower Hutt, New Zealand), weighed (g) and measured (total length in mm). We did not anesthetize coastal giant salamanders, but we placed them in a plastic bag to measure length (snout-vent length in mm) and in a weigh boat for weight (g). We placed all in recovery coolers separated by age class and species prior to releasing them back into the fish reaches where they were originally caught.

We used a maximum likelihood method (Carle and Strub 1978) computed by the “FSA” package (Ogle et al. 2023) to estimate vertebrate populations from the depletion of fish and coastal giant salamanders over each of the three passes. Due to differences in capture probabilities, we estimated each species separately and we divided salmonids into two size/age categories, age 0 (young-of-year), and age 1+ and older (adults) based on length-frequency histograms (Hall et al. 2016). We then normalized the population estimates of each stream relative to wetted stream area (fishing reach length multiplied by average wetted width) to allow

Note: This article has been peer reviewed and accepted for publication in *Northwest Science*. Copy-editing may lead to differences between this version and the final published version.

Neal NG, Sanders AM, Coble AA, Warren DR. 2023. Evaluating abiotic and biotic predictors of coastal giant salamander (*Dicamptodon tenebrosus*) populations in fish-bearing headwaters of the Oregon Coast Range. *Northwest Science* 97(3): *in press*.

for population density estimate comparisons across streams (individuals m⁻²). To calculate the total biomass (g) of sculpin, salmonids, and coastal giant salamanders, we multiplied the population estimate by the mean mass, and we then divided this by the fishing reach area to calculate the biomass density (g m⁻²) of each stream. For the coastal giant salamanders, we additionally determined average condition (g mm⁻³) using the following formula (Kaylor et al. 2019):

$$C = [M / SVL^3] \times 100,$$

where *C* is body condition, *M* is mass (g), and *SVL* is snout-to-vent length (mm).

Data Analysis

Our analyses focused on single and multi-parameter linear mixed-effects regression models representative of alternative hypotheses to account for variation in coastal giant salamander biomass, density, population density, and condition across our 24 study sites. We created an *a priori* model set (Appendix B) with 12 predictor variables in our models including: salmonid biomass density, sculpin biomass density, pool area, large wood density, mean depth, mean canopy cover, D80 substrate, percent gradient, mean elevation, mean weekly August temperature, AFDM, and macroinvertebrate density. Linear mixed-effects models were constructed using the “lme” function from the “nlme” package (Pinheiro et al. 2021). To account for variation in geography, climate, stream size, and length of electrofishing reaches, we included “block” as a random effect in each model. Variables were checked for normality with the “shapiro.test” function of the “stats” package (R Core Team 2022) and log transformed as necessary to meet the assumptions of a normal distribution (Wickham 2022). Linear mixed-effects model assumptions were assessed through residual plots and qqplots. To ensure models

Neal NG, Sanders AM, Coble AA, Warren DR. 2023. Evaluating abiotic and biotic predictors of coastal giant salamander (*Dicamptodon tenebrosus*) populations in fish-bearing headwaters of the Oregon Coast Range. *Northwest Science* 97(3): *in press*.

were not overfit, we restricted the number of candidate models by limiting models to a maximum of two predictor variables except in the case of the full biotic, full abiotic, and global models, which were included to compare the factor categories more broadly and thereby limiting the total candidate models to 25. A correlation matrix was generated using the “corr” function of the “corrplot” package (Wei and Simko 2021) to inform model set design for multiparameter regression models and to identify collinearity (Burnham and Anderson 2002). We excluded four sites from condition factor analyses because there were too few coastal giant salamanders (fewer than three individuals) to capture population variation in condition.

To select the best models, we used AIC correction for small sample sizes (AICc), and retained models within two units of AICc separation (delta AICc) of the best model (Zuur et al. 2010). Of these models, we determined AIC weights. AICc was performed using the “aictab” function in the “AICcmodavg” package to calculate the AICc values and delta AICc values (Mazerolle 2020). The “r2_nakagawa” function from the “performance” package was employed to calculate the Conditional R² (proportion of variance explained by fixed and random effects) and Marginal R² (proportion of variance explained by fixed effects) values outlined for use in linear mixed-effects models (Nakagawa and Schielzeth 2013; Lüdecke et al. 2021).

Results

Dataset

Across the 24 stream sites sampled, we collected 317 coastal giant salamanders with snout-vent lengths ranging from 27 mm to 135 mm (Figure 2). The median snout-vent length across sites was 45 mm and the mean was 48.3 mm, indicating a higher composition of smaller individuals collected in this study compared to mature or large larval salamanders (Figure 2).

Note: This article has been peer reviewed and accepted for publication in *Northwest Science*. Copy-editing may lead to differences between this version and the final published version.

Neal NG, Sanders AM, Coble AA, Warren DR. 2023. Evaluating abiotic and biotic predictors of coastal giant salamander (*Dicamptodon tenebrosus*) populations in fish-bearing headwaters of the Oregon Coast Range. *Northwest Science* 97(3): *in press*.

Mean coastal giant salamander biomass density ranged from 0.0270 g m⁻² to 2.67 g m⁻² and mean salamander population density ranged from 0.00882 individuals m⁻² to 0.498 individuals m⁻².

The mean body condition of the coastal giant salamander ranged from 0.00382 g mm⁻³ to 0.00464 g mm⁻³.

Model Selection

The correlation matrix encompassing all 12 explanatory variables yielded several moderate to strong relationships. We set a correlation value limit of $r = 0.45$ and excluded parameters from multivariate models where $r > 0.45$, this applied to nine pairs of variables. The variable pairs excluded: mean temperature + mean depth, macroinvertebrate density + sculpin density, macroinvertebrate density + mean depth, D80 substrate + mean depth, mean temperature + salmonid density, mean elevation + sculpin density, percent gradient + sculpin density, D80 substrate + large wood, and AFDM + mean elevation (Figure 3). All models included in the *a priori* model set included the random effect of “Block”.

When considering the relative influence of individual metrics based on cumulative AICc weights, the abiotic metrics pool area and substrate size were most important when compared to the entire suite of 12 explanatory variables (Figure 4). The cumulative AICc weight of each had clear separation from other individual metrics regarding biomass density (cumulative AICc weights: pool area = 0.51, substrate size = 0.35) and population density (cumulative AICc weights: pool area = 0.41, substrate size = 0.17).

The most parsimonious model, as identified by AICc in predicting coastal giant salamander biomass density (g m⁻²) was the combined model of pool area + substrate size (Table 1). Only one other model (pool area alone) was within two degrees of AICc. AICc analysis was

Note: This article has been peer reviewed and accepted for publication in *Northwest Science*. Copy-editing may lead to differences between this version and the final published version.

Neal NG, Sanders AM, Coble AA, Warren DR. 2023. Evaluating abiotic and biotic predictors of coastal giant salamander (*Dicamptodon tenebrosus*) populations in fish-bearing headwaters of the Oregon Coast Range. *Northwest Science* 97(3): *in press*.

performed again using only these two models (AICc weights: pool area + substrate size = 0.57, pool area = 0.43) (Figure 5). The pool area + substrate model explained 32% of biomass variability in coastal giant salamander biomass density (Conditional $R^2 = 0.321$, Marginal $R^2 = 0.321$), while pool area alone explained 20% of variability (Conditional $R^2 = 0.200$, Marginal $R^2 = 0.200$); pool area in both models was significant (p -values: pool area + substrate size = 0.021, pool area = 0.035). However, substrate size in the multivariate model of pool area + substrate size was not significant (p -value = 0.075). The Conditional R^2 and Marginal R^2 values are the same for each respective top model, therefore the proportion of variance explained by the model did not change with or without the inclusion of the random effect of “Block”.

Across our study streams, the model best accounting for coastal giant salamander population density (individuals m^{-2}) was the model of pool area (Table 2; Figure 5). Only one other model was within two degrees of AICc, and this was a multivariate model of pool area and substrate size. For these models, AICc weights were: pool area = 0.71, pool area + substrate size = 0.29. For the top model of pool area alone, the Conditional $R^2 = 0.490$ and the Marginal $R^2 = 0.177$ and was statistically significant (p -value = 0.020). In regard to the multivariate model of pool area + substrate size, the Conditional $R^2 = 0.393$ and the Marginal $R^2 = 0.251$, only pool area was significant within the model (p -values: pool area = 0.030, substrate size = 0.172). The Conditional R^2 was consistently higher than the Marginal R^2 values for each respective top model, therefore the proportion of variance explained by the model improved with the inclusion of the random effect of “Block”.

In evaluating factors affecting coastal giant salamander condition, no models outperformed the null model, an intercept-only model (Table 3). Also, no models were significantly related to any of the response variables (p -value < 0.05).

Note: This article has been peer reviewed and accepted for publication in *Northwest Science*. Copy-editing may lead to differences between this version and the final published version.

Discussion

Vertebrate presence and abundance in headwater streams are a function of many different ecosystem variables. Our study used linear and multiple regression models to identify the best predictors (among 12 variables) of coastal giant salamander population density, biomass density, and condition across 24 forested streams in the Oregon Coast Range. We found that the best predictors were two abiotic variables, pool area and substrate size. In contrast to previous findings, salamander biomass and population density were greater when pool area and substrate size were smaller. In these fish-bearing streams, we expected that the addition of biotic variables including basal resources (periphyton AFDM), food resources (invertebrates) and densities of predators and competitors (sculpin and salmonids) would improve explanatory power, but none of these biotic variables were among the top variables to account for variation in coastal giant salamander populations. This suggests that fundamental habitat conditions appear relatively more important than competition or bottom-up food availability for coastal giant salamanders during the summer low flow period of these perennial streams. We note, however, that even after accounting for a wide range of variables, there was a great deal of unexplained variation in the abundance, biomass, and condition of coastal giant salamanders across our study streams. This further underscores the complexity of modeling this species' relative abundance across stream reaches and demonstrates that there may be more large- or fine-scale variables responsible for controlling coastal giant salamander populations in this region.

Substrate size and pool area, the two most important predictors explaining coastal giant salamander population and biomass density in our study, are often cited as important parameters for the preferred habitat of coastal giant salamanders (Murphy and Hall 1981; Corn and Bury

Neal NG, Sanders AM, Coble AA, Warren DR. 2023. Evaluating abiotic and biotic predictors of coastal giant salamander (*Dicamptodon tenebrosus*) populations in fish-bearing headwaters of the Oregon Coast Range. *Northwest Science* 97(3): *in press*. 1989; Wilkins and Peterson 2000; Welsh and Lind 2002; Roni 2002; Leuthold et al. 2012).

Across flow regimes spanning non-perennial to perennial, Olson and Ares (2021) reported coastal giant salamanders, sculpin species, and coastal cutthroat trout were associated with perennial streams characterized by greater substrate size with less fines. By restricting our analysis to perennial streams, we found an opposite response with coastal giant salamander biomass and population density increasing with decreasing pool area and substrate size. Importantly, across our sites it was the combined response of substrate size and pool area rather than substrate size or pool area alone that explained variation in these populations. Clear characterization of these ecological associations in perennial and non-perennial reaches are important to predict salamander populations, but the directionality of these responses appear to differ when examined across flow classification.

In our study, the negative relationships between substrate size and both biomass density and population density contradict our hypothesis of coastal giant salamander preference for greater pool area and coarse substrate but is consistent with studies on other species within the *Dicamptodon* genus (Sepulveda and Lowe 2009). Sepulveda and Lowe found that Idaho giant salamanders (*Dicamptodon aterimus*) prefer smaller substrate sizes due to local adaptations to silt mobilization following fires and anthropogenic development near the Lochsa River, Idaho (Sepulveda and Lowe 2009). In addition to potential increases in sediment from timber harvest and road-building (Karwan et al. 2007; Bywater-Reyes et al. 2017), local populations of coastal giant salamanders in this region must contend with silt. Several factors in the Oregon Coast Range may contribute sources of fine sediment across our study streams including historic fires or debris flow history, forest management activities, and underlying substrate comprised of sandstone (Tye formation) (May and Gresswell 2003). Another study in the Oregon Coast

Note: This article has been peer reviewed and accepted for publication in *Northwest Science*. Copy-editing may lead to differences between this version and the final published version.

Neal NG, Sanders AM, Coble AA, Warren DR. 2023. Evaluating abiotic and biotic predictors of coastal giant salamander (*Dicamptodon tenebrosus*) populations in fish-bearing headwaters of the Oregon Coast Range. *Northwest Science* 97(3): *in press*.

Range focused on the movement of coastal giant salamanders around culverts found a strong association between larger substrates and larvae density, but also noted that the ability to evade detection increased with body size (Sagar et al. 2007). Most individuals in our study streams are young, small larvae (<50 mm SVT), which is common in small headwaters (Hunter 1998), therefore the trends we observed may represent primarily the preference of this portion of the demographic.

Pool area was also negatively related with coastal giant salamander biomass and population density, a finding contrary to our expectations and previous findings (Wilkins and Peterson 2000). However, we may also have observed this relationship because we sampled relatively small streams containing smaller-bodied individuals. One previous study found that *Dicamptodon spp.* salamanders in pools had a larger mean length (Roni 2002), and another observed that smaller individuals prefer shallow riffle-like habitats (Kelsey 1995). We may have captured size class separation between meso-habitats. The preference of small coastal giant salamanders for non-pool habitats may be related to predator avoidance. Although we did not observe a strong influence of fish (sculpin or salmonids) on densities at the reach-scale, within pools there could be exclusion of salamanders from pools by larger salmonids that often dominate these habitats. Most pools were small, had high visibility and were relatively easy to access with nets and hands, but there is a potential collection bias in pools where smaller salamanders were more difficult to capture compared to larger ones.

We expected sculpin biomass density to explain variation in coastal giant salamanders because they occupy a similar benthic predator niche (Bond 1963; Daniels and Moyle 1978; Wells 2007; Cudmore and Bury 2014; Falke 2020). One study that investigated the inter and intraspecific diet variation in coastal giant salamanders, sculpin, and trout found substantial

Note: This article has been peer reviewed and accepted for publication in *Northwest Science*. Copy-editing may lead to differences between this version and the final published version.

Neal NG, Sanders AM, Coble AA, Warren DR. 2023. Evaluating abiotic and biotic predictors of coastal giant salamander (*Dicamptodon tenebrosus*) populations in fish-bearing headwaters of the Oregon Coast Range. *Northwest Science* 97(3): *in press*.

overlap in diet content between salamanders and sculpin (Falke 2020). However, we did not find significant evidence for any competitive exclusion between these species in our study streams.

We expected other biotic variables such as periphyton ash-free dry mass and total macroinvertebrate population density to explain much more variation in coastal giant salamander biomass and population density. Other studies have found that vertebrate density is closely linked to basal resource productivity (Kiffney and Roni 2007; Kaylor and Warren 2017). The lack of a clear relationship could be due to limited influence of these basal resources over the time scales at which we assessed them. These coastal giant salamanders can be long-lived (Sagar et al. 2007) while the biotic metrics we evaluated are highly seasonal and spatially heterogeneous.

Throughout the study, the coastal giant salamander condition factor was not explained by any of the predictor variables incorporated in our models. AICc model selection placed the null model as the best, with no strong relationships found in the correlation matrix either. Study site selection for perennial fish-bearing streams in second-growth forests limited observed variation in canopy cover and temperature. Other implementations of a similar condition factor formula, however, found significant changes in condition over a yearly basis (Kaylor et al. 2019). The condition factor may better represent large temporal changes over regional variation between streams of similar fish presence, classification, and ecosystem type.

Assessing streams at the reach-scale is common in evaluating a range of biota and ecosystem processes in streams, and they are generally accepted units of assessment, however, there are important limitations of reach-scale surveys. By focusing on reach-scale processes, we cannot make explicit conclusions about more localized habitat unit conditions or responses, and more broadly, they do not encompass the larger riverscape (Fausch et al. 2002). Aquatic biota

Note: This article has been peer reviewed and accepted for publication in *Northwest Science*. Copy-editing may lead to differences between this version and the final published version.

Neal NG, Sanders AM, Coble AA, Warren DR. 2023. Evaluating abiotic and biotic predictors of coastal giant salamander (*Dicamptodon tenebrosus*) populations in fish-bearing headwaters of the Oregon Coast Range. *Northwest Science* 97(3): *in press*.

move through river networks with varying degrees of residency in different sections (Chelgren and Adams 2017, Gowan et al. 1994, Rodríguez 2002), and in any reach-scale study without explicit telemetry we are necessarily making assumptions that the densities of salamanders, macroinvertebrates, fish, and benthic primary producers, etc. in each study reach are representative of the abundances of these organisms more broadly in the system. This assumption is likely to be reasonable within the fish-bearing sections of Coast Range headwater streams, but results should not be extrapolated to the smaller non-fish bearing headwaters or to larger river systems.

Conclusion

This study assessed the predictive value of 12 variables with the goal of better understanding ecosystem preferences of coastal giant salamanders in the Oregon Coast Range. Broadly, the AIC analysis indicated that in these systems, abiotic metrics consistently outperformed biotic metrics in regard to explaining variation in salamander abundances across our 24 study sites. Yet, in regard to the best model, fixed and random effects only explained about 49% of coastal giant salamander variability and fixed effects alone accounted for 32% of variability, even as the study included habitat variables generally recognized as important in streams. Two abiotic factors in particular, pool depth and substrate composition, were identified as the best factors explaining variation in coastal giant salamander density and biomass, however, these relationships were not always consistent with earlier studies from this region. For example, within perennial fish-bearing streams we found a negative relationship between substrate size and coastal giant salamander abundance and biomass density, which contrasts with prior studies in Oregon headwaters that found positive relationships (Hawkins et al. 1983;

Note: This article has been peer reviewed and accepted for publication in *Northwest Science*. Copy-editing may lead to differences between this version and the final published version.

Neal NG, Sanders AM, Coble AA, Warren DR. 2023. Evaluating abiotic and biotic predictors of coastal giant salamander (*Dicamptodon tenebrosus*) populations in fish-bearing headwaters of the Oregon Coast Range. *Northwest Science* 97(3): *in press*.

Rundio and Olson 2003). However, this finding is not unprecedented as Sepulveda and Lowe (2009) found a similar relationship for related giant salamander species in forested streams in Idaho. More work into the mechanisms behind these relationships is needed as well as exploration of other factors that may account for variability missed in this study. Metrics that warrant future consideration include population movement, salamander life spans, and landscape legacies, as none of these are captured in this assessment.

The separation in predictive value between abiotic and biotic metrics placed emphasis on the importance of habitat over competition or nutrient availability. Particularly in terms of a lack of competitive exclusion, the study hints at the generalist history of coastal giant salamanders. Their ability to rely on the most abundant prey in any stream likely allows populations to remain less affected by competition (relative to habitat factors). Further exploration of the exact mechanisms behind coastal giant salamander preference may require broader variability in predictive metrics and a wider geographic range. While on a limited scale, this study provided insight into the explanatory value of abiotic metrics and the surprisingly muted link to biotic variables in accounting for salamander abundance differences across forested headwater streams in western Oregon.

Acknowledgments

We thank the field technicians Rory Corrigan, Maya Greydanus, Jacqui James, and William Johnstone for their assistance in data collection and Dr. Brian Sidlauskas for his role as an honors undergraduate committee member. We also thank the landowners Greenwood Resources, Hancock Forest Management, Roseburg, Forest Products, and Weyerhaeuser Company. Fish and salamanders were collected under Oregon State University IACUC-2019-

Note: This article has been peer reviewed and accepted for publication in *Northwest Science*. Copy-editing may lead to differences between this version and the final published version.

Neal NG, Sanders AM, Coble AA, Warren DR. 2023. Evaluating abiotic and biotic predictors of coastal giant salamander (*Dicamptodon tenebrosus*) populations in fish-bearing headwaters of the Oregon Coast Range. *Northwest Science* 97(3): *in press*.
0021 protocol. Oregon Department of Fish and Wildlife permit for salamander collection in 2021 is OR STP 102-21 and the permit for fish collection is OR STP file number 24058. Funding sources for this project include NCASI and Oregon State University's Fish and Wildlife Habitat in Managed Forests Program.

References

- APHA. 1995. Standard Methods for the Examination of Water and Wastewater.
- Ashton, D. T., S. B. Marks, and H. H. Welsh. 2006. Evidence of continued effects from timber harvesting on lotic amphibians in redwood forests of northwestern California. *Forest Ecology and Management* 221:183–193. doi:10.1016/j.foreco.2005.09.015.
- Auteri, G. G., M. R. Marchán-Rivadeneira, D. H. Olson, and L. L. Knowles. 2022. Landscape connectivity among coastal giant salamander (*Dicamptodon tenebrosus*) populations shows no association with land use, fire frequency, or river drainage but exhibits genetic signatures of potential conservation concern. *PLOS ONE* 17:e0268882. doi:10.1371/journal.pone.0268882.
- Bond, C. E. 1963. Distribution and ecology of freshwater sculpins, Genus *Cottus*, in Oregon.
- Burnham, K. P., and D. R. Anderson. 2002. Model selection and multimodel inference: a practical information-theoretic approach. Springer, New York. 488 pp.
- Bywater-Reyes, S., C. Segura, and K. D. Bladon. 2017. Geology and geomorphology control suspended sediment yield and modulate increases following timber harvest in temperate headwater streams. *Journal of Hydrology* 548: 754-769. <https://doi.org/10.1016/j.jhydrol.2017.03.048>

Note: This article has been peer reviewed and accepted for publication in *Northwest Science*. Copy-editing may lead to differences between this version and the final published version.

Neal NG, Sanders AM, Coble AA, Warren DR. 2023. Evaluating abiotic and biotic predictors of coastal giant salamander (*Dicamptodon tenebrosus*) populations in fish-bearing headwaters of the Oregon Coast Range. *Northwest Science* 97(3): *in press*.

Carle, F. L., and M. R. Strub. 1978. A New Method for Estimating Population Size from Removal Data. *Biometrics* 34:621–630. doi:10.2307/2530381.

Chelgren, N. D., and M. J. Adams. 2017. Inference of Timber Harvest Effects on Survival of Stream Amphibians Is Complicated by Movement. *Copeia* 105:712–725. doi:10.1643/CE-16-573.

Chételat, J., F. R. Pick, A. Morin, and P. B. Hamilton. 1999. Periphyton biomass and community composition in rivers of different nutrient status. *Canadian Journal of Fisheries and Aquatic Sciences* 56:560–569. doi:10.1139/f98-197.

Corn, P. S., and R. Bruce Bury. 1989. Logging in Western Oregon: Responses of headwater habitats and stream amphibians. *Forest Ecology and Management* 29:39–57. doi:10.1016/0378-1127(89)90055-8.

Cudmore, W. W., and R. B. Bury. 2014. Resource Partitioning in Two Stream Salamanders, *Dicamptodon tenebrosus* and *Rhyacotriton cascadae*, from the Oregon Cascade Mountains. *The American Midland Naturalist* 172:191–199. doi:10.1674/0003-0031-172.1.191.

Curtis, J. M. R., and E. B. Taylor. 2004. The genetic structure of coastal giant salamanders (*Dicamptodon tenebrosus*) in a managed forest. *Biological Conservation* 115:45–54. doi:10.1016/S0006-3207(03)00092-2.

Daniels, R. A., and P. B. Moyle. 1978. Biology, Distribution and Status of *Cottus asperimus* in the Pit River Drainage, Northeastern California. *Copeia* 1978:673. doi:10.2307/1443695.

deMaynadier, P. G., and M. L. Hunter Jr. 1995. The relationship between forest management and amphibian ecology: a review of the North American literature. *Environmental Reviews* 3:230–261. doi:10.1139/a95-012.

Note: This article has been peer reviewed and accepted for publication in *Northwest Science*. Copy-editing may lead to differences between this version and the final published version.

Neal NG, Sanders AM, Coble AA, Warren DR. 2023. Evaluating abiotic and biotic predictors of coastal giant salamander (*Dicamptodon tenebrosus*) populations in fish-bearing headwaters of the Oregon Coast Range. *Northwest Science* 97(3): *in press*.

Dudaneic, R. Y., and J. S. Richardson. 2012. Habitat associations of the coastal giant salamander (*Dicamptodon tenebrosus*) at its northern range limit. *Herpetological Conservation and Biology* 7:1–15.

ESRI Inc. 2022. ArcGIS Pro.

Falke, L. P., J. S. Henderson, M. Novak, and D. L. Preston. 2020. Temporal shifts in intraspecific and interspecific diet variation among 3 stream predators. *Freshwater Science* 39:115–125. doi:10.1086/707599.

Fausch, K. D., C. E. Torgersen, C. V. Baxter, and H. W. Li. 2002. Landscapes to Riverscapes: Bridging the Gap between Research and Conservation of Stream Fishes. *BioScience* 52:483. doi:10.1641/0006-3568(2002)052[0483:LTRBTG]2.0.CO;2.

Fetherston, K. L., R. J. Naiman, and R. E. Bilby. 1995. Large woody debris, physical process, and riparian forest development in montane river networks of the Pacific Northwest. *Geomorphology* 13:133–144. doi:10.1016/0169-555X(95)00033-2.

Finlay, J. C. 2001. Stable-Carbon-Isotope Ratios of River Biota: Implications for Energy Flow in Lotic Food Webs. *Ecology* 82:1052–1064. doi:10.1890/0012-9658(2001)082[1052:SCIROR]2.0.CO;2.

González-del-Piiego, P., R. P. Freckleton, D. P. Edwards, M. S. Koo, B. R. Scheffers, R. A. Pyron, and W. Jetz. 2019. Phylogenetic and Trait-Based Prediction of Extinction Risk for Data-Deficient Amphibians. *Current Biology* 29:1557-1563.e3. doi:10.1016/j.cub.2019.04.005.

Gowan, C., M. K. Young, K. D. Fausch, and S. C. Riley. 1994. Restricted Movement in Resident Stream Salmonids: A Paradigm Lost? *Canadian Journal of Fisheries and Aquatic Sciences* 51:2626–2637. doi:10.1139/f94-262.

Note: This article has been peer reviewed and accepted for publication in *Northwest Science*. Copy-editing may lead to differences between this version and the final published version.

Neal NG, Sanders AM, Coble AA, Warren DR. 2023. Evaluating abiotic and biotic predictors of coastal giant salamander (*Dicamptodon tenebrosus*) populations in fish-bearing headwaters of the Oregon Coast Range. *Northwest Science* 97(3): *in press*.

Grant, E. H. C., D. A. W. Miller, and E. Muths. 2020. A Synthesis of Evidence of Drivers of Amphibian Declines. *Herpetologica* 76:101–107.

Hall, J., P. Roni, T. Bennett, J. McMillan, K. Hanson, R. Moses, M. McHenry, G. Pess, and W. Ehinger. 2016. Life History Diversity of Steelhead in Two Coastal Washington Watersheds. *Transactions of the American Fisheries Society* 145:990–1005.
doi:10.1080/00028487.2016.1194893.

Hanser, S. E. 2008. Elevation in the Western United States (90 meter DEM).

Hawkins, C. P., M. L. Murphy, N. H. Anderson, and M. A. Wilzbach. 1983. Density of Fish and Salamanders in Relation to Riparian Canopy and Physical Habitat in Streams of the Northwestern United States. *Canadian Journal of Fisheries and Aquatic Sciences* 40:1173–1185.
doi:10.1139/f83-134.

Hunter, M. G. 1998. Watershed-level patterns among stream amphibians in the Blue River watershed, West-Central Cascades of Oregon.

IUCN. 2021, February 12. *Dicamptodon tenebrosus*: IUCN SSC Amphibian Specialist Group: The IUCN Red List of Threatened Species 2022: e.T59081A196338656.

Kaylor, M. J., B. J. VerWey, A. Cortes, and D. R. Warren. 2019. Drought impacts to trout and salamanders in cool, forested headwater ecosystems in the western Cascade Mountains, OR. *Hydrobiologia* 833:65–80. doi:10.1007/s10750-019-3882-2.

Kaylor, M. J., D. R. Warren, and P. M. Kiffney. 2017. Long-term effects of riparian forest harvest on light in Pacific Northwest (USA) streams. *Freshwater Science* 36:1–13.
doi:10.1086/690624.

Neal NG, Sanders AM, Coble AA, Warren DR. 2023. Evaluating abiotic and biotic predictors of coastal giant salamander (*Dicamptodon tenebrosus*) populations in fish-bearing headwaters of the Oregon Coast Range. *Northwest Science* 97(3): *in press*.

Karwan, D.L., Gravelle, J.A., and J. A. Hubbart. 2007. Effects of timber harvest on suspended sediment loads in Mica Creek, Idaho. *Forest Science* 53(2): 181-188.

<https://doi.org/10.1093/forestscience/53.2.181>

Kelsey, K. A. 1995. Response of headwater stream amphibians to forest practices in western Washington.

Kiffney, P. M., and P. Roni. 2007. Relationships between Productivity, Physical Habitat, and Aquatic Invertebrate and Vertebrate Populations of Forest Streams: An Information-Theoretic Approach. *Transactions of the American Fisheries Society* 136:1088–1103. doi:10.1577/T06-234.1.

Lau, D. C. P., K. M. Y. Leung, and D. Dudgeon. 2009. Are autochthonous foods more important than allochthonous resources to benthic consumers in tropical headwater streams? *Journal of the North American Benthological Society* 28:426–439. doi:10.1899/07-079.1.

Leuthold, N., M. J. Adams, and J. P. Hayes. 2012. Short-term response of *Dicamptodon tenebrosus* larvae to timber management in southwestern Oregon. *The Journal of Wildlife Management* 76:28–37. doi:10.1002/jwmg.269.

Lüdecke, D., M. Ben-Shachar, I. Patil, P. Waggoner, and D. Makowski. 2021. performance: An R Package for Assessment, Comparison and Testing of Statistical Models. *Journal of Open Source Software* 6:3139. doi:10.21105/joss.03139.

Martin, D. J., A. J. Kroll, and J. L. Knoth. 2021. An evidence-based review of the effectiveness of riparian buffers to maintain stream temperature and stream-associated amphibian populations in the Pacific Northwest of Canada and the United States. *Forest Ecology and Management* 491:119190. doi:10.1016/j.foreco.2021.119190.

Note: This article has been peer reviewed and accepted for publication in *Northwest Science*. Copy-editing may lead to differences between this version and the final published version.

Neal NG, Sanders AM, Coble AA, Warren DR. 2023. Evaluating abiotic and biotic predictors of coastal giant salamander (*Dicamptodon tenebrosus*) populations in fish-bearing headwaters of the Oregon Coast Range. *Northwest Science* 97(3): *in press*.

May, C. L., and R. E. Gresswell. 2003. Processes and rates of sediment and wood accumulation in headwater streams of the Oregon Coast Range, USA. *Earth Surface Processes and Landforms* 28:409–424. doi:10.1002/esp.450.

Mazerolle, M. J. 2020. AICcmodavg: Model Selection and Multimodel Inference Based on (Q)AIC(c).

McCutchan, J. H. Jr., and W. M. Jr. Lewis. 2002. Relative importance of carbon sources for macroinvertebrates in a Rocky Mountain stream. *Limnology and Oceanography* 47:742–752. doi:10.4319/lo.2002.47.3.0742.

McIntyre, A. P., M. P. Hayes, W. J. Ehinger, S. M. Estrella, D. E. Schuett-Hames, and T. Quinn. 2018. Effectiveness of Experimental Riparian Buffers on Perennial Non-fish-bearing Streams on Competent Lithologies in Western Washington.

Murphy, M. L., and J. D. Hall. 1981. Vaired Effects of Clear-cut Logging on Predators and Their Habitat in Small Streams of the Cascade Mountains, Oregon. *Canadian Journal of Fisheries and Aquatic Sciences* 38:137–145. doi:10.1139/f81-018.

Nakagawa, S., and H. Schielzeth. 2013. A general and simple method for obtaining R^2 from generalized linear mixed-effects models. *Methods in Ecology and Evolution* 4:133–142. doi:10.1111/j.2041-210x.2012.00261.x.

Ogle, D. H., J. C. Doll, A. P. Wheeler, and A. Dinno. 2023. FSA: Simple Fisheries Stock Assessment Methods. <https://fishr-core-team.github.io/FSA/>

Olson, D. H., and A. Ares. 2022. Riparian buffer effects on headwater-stream vertebrates and habitats five years after a second upland-forest thinning in western Oregon, USA. *Forest Ecology and Management* 509:120067. doi:10.1016/j.foreco.2022.120067.

Note: This article has been peer reviewed and accepted for publication in *Northwest Science*. Copy-editing may lead to differences between this version and the final published version.

Neal NG, Sanders AM, Coble AA, Warren DR. 2023. Evaluating abiotic and biotic predictors of coastal giant salamander (*Dicamptodon tenebrosus*) populations in fish-bearing headwaters of the Oregon Coast Range. *Northwest Science* 97(3): *in press*.

Oregon Department of Forestry. 2022. Private Forest Accord Report 2022. State of Oregon. 192p.

Parker, M. S. 1994. Feeding Ecology of Stream-Dwelling Pacific Giant Salamander Larvae (*Dicamptodon tenebrosus*). *Copeia* 1994:705–718. doi:10.2307/1447187.

Pate, A. A., C. Segura, and K. D. Bladon. 2020. Streamflow permanence in headwater streams across four geomorphic provinces in Northern California. *Hydrological Processes* 34:4487–4504. doi:10.1002/hyp.13889.

Pinheiro, J., D. Bates, S. DebRoy, and D. Sarkar. 2021. *nlme: Linear and Nonlinear Mixed Effects Models*.

R Core Team. 2022. *R: A language and environment for statistical computing*. R Foundation for Statistical Computing, Vienna, Austria. <https://www.R-project.org/>

Rodríguez, M. A. 2002. Restricted Movement in Stream Fish: The Paradigm Is Incomplete, Not Lost. *Ecology* 83:1–13. doi:10.1890/0012-9658(2002)083[0001:RMISFT]2.0.CO;2.

Roni, P. 2002. Habitat Use by Fishes and Pacific Giant Salamanders in Small Western Oregon and Washington Streams. *Transactions of the American Fisheries Society* 131:743–761. doi:10.1577/1548-8659(2002)131<0743:HUBFAP>2.0.CO;2.

Roni, P. 2003. Responses of Benthic Fishes and Giant Salamanders to Placement of Large Woody Debris in Small Pacific Northwest Streams. *North American Journal of Fisheries Management* 23:1087–1097. doi:10.1577/M02-048.

Rundio, D. E., and D. H. Olson. 2003. Antipredator Defenses of Larval Pacific Giant Salamanders (*Dicamptodon tenebrosus*) against Cutthroat Trout (*Oncorhynchus clarki*). *Copeia* 2003:402–407.

Note: This article has been peer reviewed and accepted for publication in *Northwest Science*. Copy-editing may lead to differences between this version and the final published version.

Neal NG, Sanders AM, Coble AA, Warren DR. 2023. Evaluating abiotic and biotic predictors of coastal giant salamander (*Dicamptodon tenebrosus*) populations in fish-bearing headwaters of the Oregon Coast Range. *Northwest Science* 97(3): *in press*.

Sagar, J. P., D. H. Olson, and R. A. Schmitz. 2007. Survival and Growth of Larval Coastal Giant Salamanders (*Dicamptodon tenebrosus*) in Streams in the Oregon Coast Range. *Copeia* 2007:123–130. doi:10.1643/0045-8511(2007)7[123:SAGOLC]2.0.CO;2.

Sepulveda, A. J., and W. H. Lowe. 2009. Local and Landscape-Scale Influences on the Occurrence and Density of *Dicamptodon aterrimus*, the Idaho Giant Salamander. *Journal of Herpetology* 43:469–484.

Sepulveda, A. J., W. H. Lowe, and P. P. Marra. 2012. Using stable isotopes to test for trophic niche partitioning: a case study with stream salamanders and fish: Stream salamander and fish diet overlap. *Freshwater Biology* 57:1399–1409. doi:10.1111/j.1365-2427.2012.02800.x.

Steele, C. A., and C. Brammer. 2006. Dietary overlap in giant salamanders (*Dicamptodon*): applying null models to resource partitioning. *Western North American Naturalist* 66:115–120.

Stuart, S. N., J. S. Chanson, N. A. Cox, B. E. Young, A. S. L. Rodrigues, D. L. Fischman, and R. W. Waller. 2004. Status and Trends of Amphibian Declines and Extinctions Worldwide. *Science* 306:1783–1786. doi:10.1126/science.1103538.

Wei, T., and V. Simko. 2021. R package “corrplot”: Visualization of a Correlation Matrix.

Wells, K. D. 2007. The ecology & behavior of amphibians. The University of Chicago Press, Chicago. 1148 pp.

Welsh, H. H., and A. J. Lind. 2002. Multiscale Habitat Relationships of Stream Amphibians in the Klamath-Siskiyou Region of California and Oregon. *The Journal of Wildlife Management* 66:581–602. doi:10.2307/3803126.

Note: This article has been peer reviewed and accepted for publication in *Northwest Science*. Copy-editing may lead to differences between this version and the final published version.

Neal NG, Sanders AM, Coble AA, Warren DR. 2023. Evaluating abiotic and biotic predictors of coastal giant salamander (*Dicamptodon tenebrosus*) populations in fish-bearing headwaters of the Oregon Coast Range. *Northwest Science* 97(3): *in press*.

Wickham, H. 2009. *Ggplot2: elegant graphics for data analysis*. Springer, New York. 212 pp.

Wickham, H., R. Francois, L. Henry, and K. Muller. 2022. *dplyr: A Grammar of Data Manipulation*.

Wilkins, R. N., and N. P. Peterson. 2000. Factors related to amphibian occurrence and abundance in headwater streams draining second-growth Douglas-fir forests in southwestern Washington. *Forest Ecology and Management* 139:79–91. doi:10.1016/S0378-1127(99)00336-9.

Zuur, A. F., E. N. Leno, and C. S. Elphick. 2010. A protocol for data exploration to avoid common statistical problems: *Data exploration*. *Methods in Ecology and Evolution* 1:3–14. doi:10.1111/j.2041-210X.2009.00001.x.

Figures

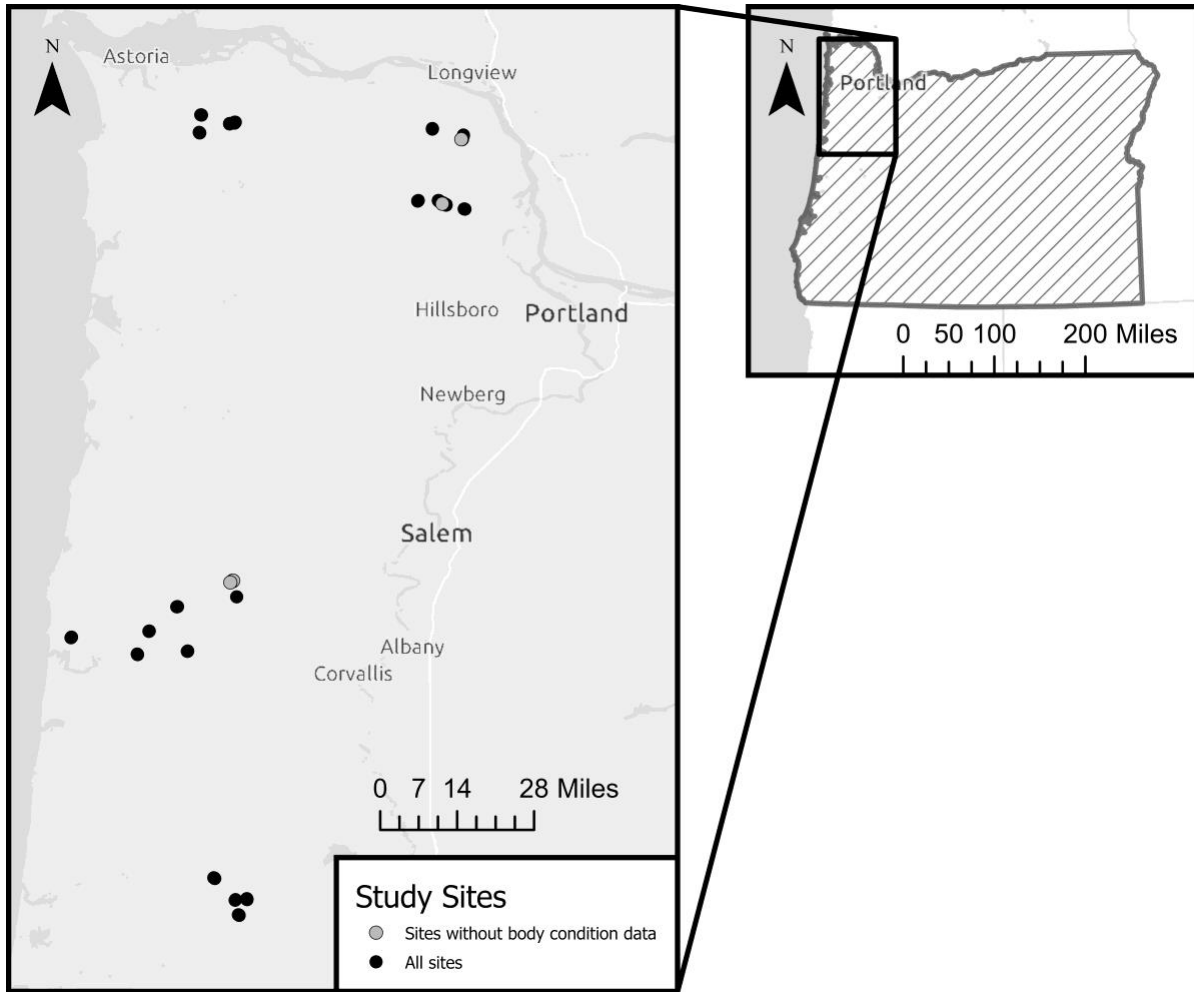


Figure 1. All 24 study sites were located in the Oregon Coast Range. Sites with fewer than three coastal giant salamander individuals were excluded from the body condition data and marked as grey.

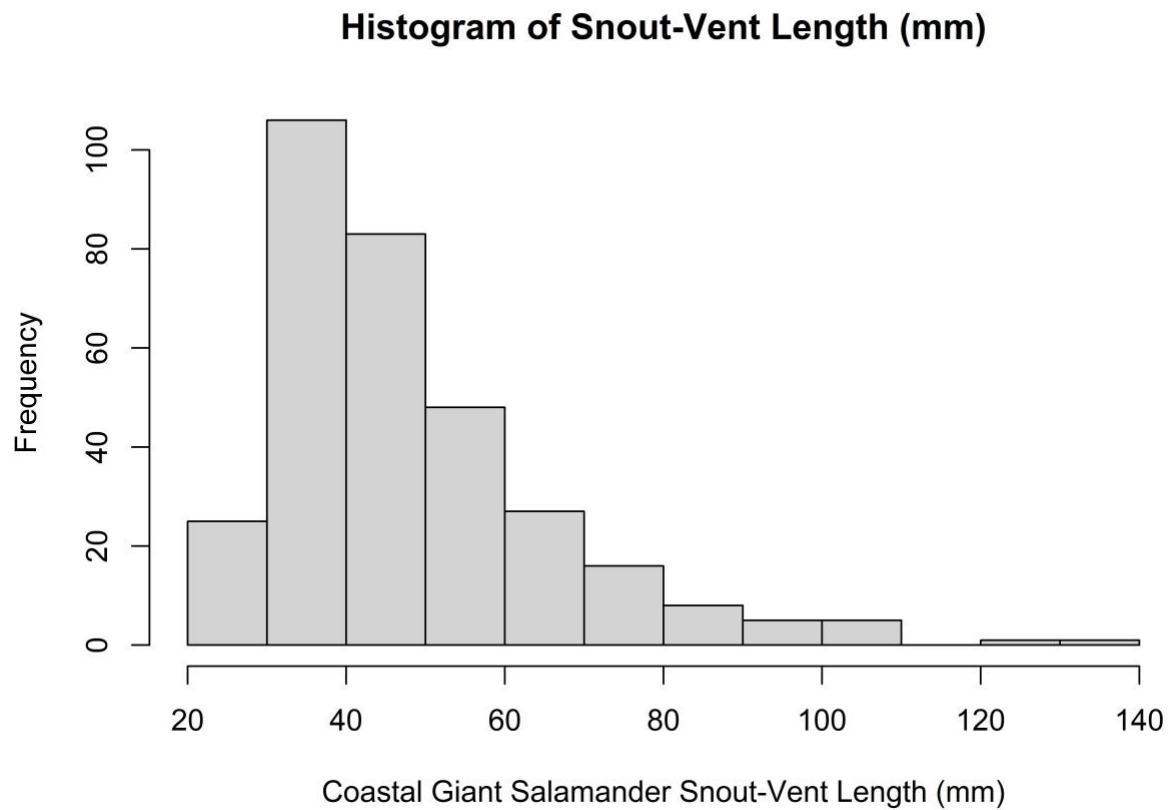


Figure 2. Frequency distribution of snout-vent length (mm) measurements across the 317 collected coastal giant salamanders.

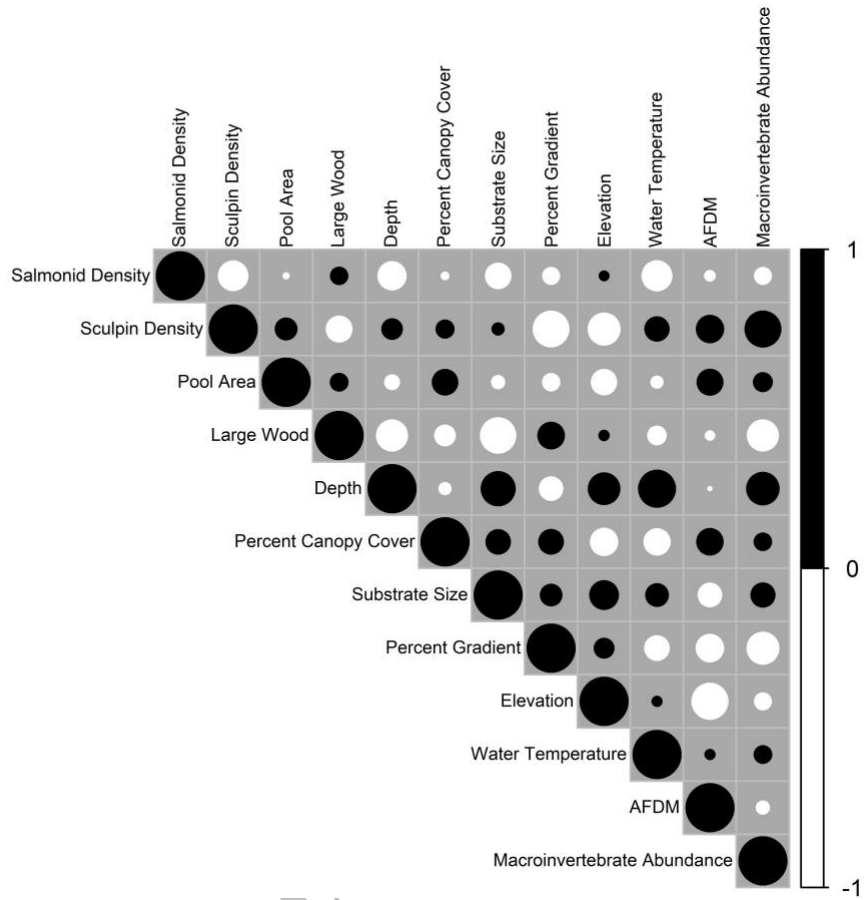


Figure 3. Correlation matrix of the 12 response variables collected at 24 small fish-bearing headwater streams in the Oregon Coast Range. Positive correlations are denoted as black circles, while negative correlations are white circles, circle size is relative to correlation strength.

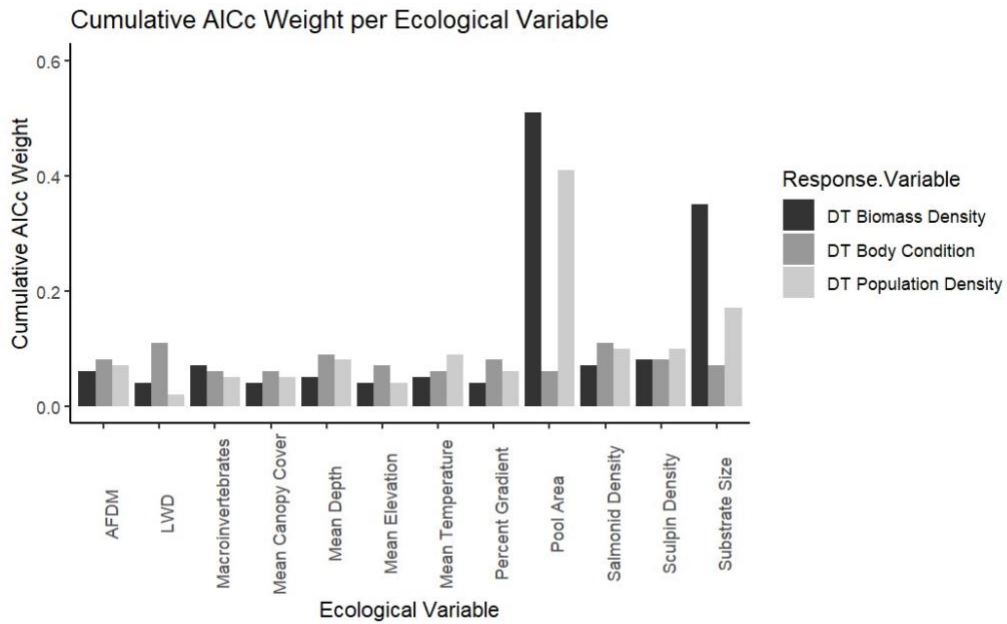


Figure 4. The clustered bar graph includes the cumulative AICc weight for each of the 12 ecosystem metrics examined in this study.

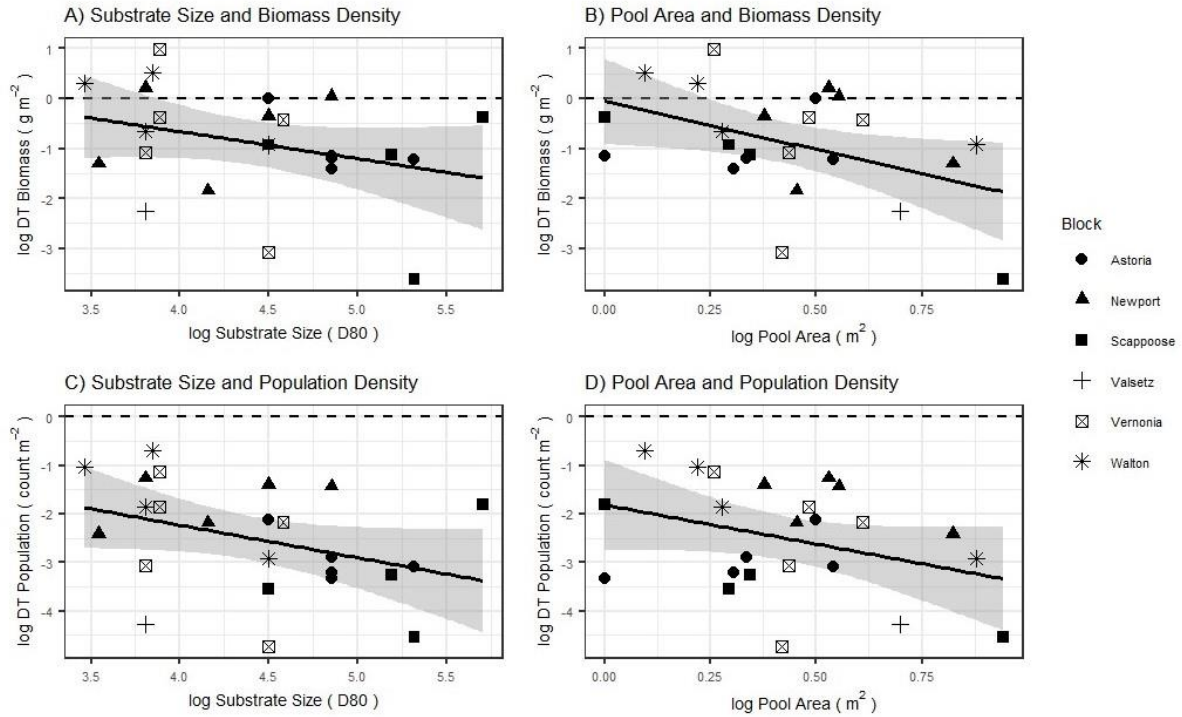


Figure 5. Linear regression models for the top-performing single fixed-effect variable models with shapes denoting each geographic block. A) log substrate size (D80) and log DT biomass density (g m⁻²), B) log pool area (m²) and log DT biomass density (g m⁻²), C) log substrate size (D80) and log DT population density (count m⁻²), and D) log pool area (m²) and log DT population density (count m⁻²).

Neal NG, Sanders AM, Coble AA, Warren DR. 2023. Evaluating abiotic and biotic predictors of coastal giant salamander (*Dicamptodon tenebrosus*) populations in fish-bearing headwaters of the Oregon Coast Range. *Northwest Science* 97(3): *in press*.

Tables

TABLE 1: All models within 2 degrees of AICc from the top model best predicting coastal giant salamander biomass density (g m^{-2}). Included for each model are the AICc weight, delta AICc, conditional R^2 , marginal R^2 , and p -value.

Model	AICc Weight	Delta AICc	Conditional R^2	Marginal R^2	p -Value
Pool Area + Substrate	0.27	0.00	0.321	0.321	-
Pool Area	-	-	-	-	0.021*
Substrate	-	-	-	-	0.075
Pool Area	0.20	0.60	0.200	0.200	0.035*

Note: This article has been peer reviewed and accepted for publication in *Northwest Science*. Copy-editing may lead to differences between this version and the final published version.

Neal NG, Sanders AM, Coble AA, Warren DR. 2023. Evaluating abiotic and biotic predictors of coastal giant salamander (*Dicamptodon tenebrosus*) populations in fish-bearing headwaters of the Oregon Coast Range. *Northwest Science* 97(3): *in press*.

TABLE 2: All models within 2 degrees of AICc from the top model best predicting coastal giant salamander population density (count m⁻²). Included for each model are the AICc weight, delta AICc, conditional R², marginal R², and *p*-value.

Model	AICc Weight	Delta AICc	Conditional R ²	Marginal R ²	p-Value
Pool Area	0.25	0.00	0.490	0.177	0.020*
Pool Area + Substrate	0.11	1.75	0.393	0.251	-
Pool Area	-	-	-	-	0.030*
Substrate	-	-	-	-	0.172

Note: This article has been peer reviewed and accepted for publication in *Northwest Science*. Copy-editing may lead to differences between this version and the final published version.

Neal NG, Sanders AM, Coble AA, Warren DR. 2023. Evaluating abiotic and biotic predictors of coastal giant salamander (*Dicamptodon tenebrosus*) populations in fish-bearing headwaters of the Oregon Coast Range. *Northwest Science* 97(3): *in press*.

TABLE 3: All models within 2 degrees of AICc from the top model best predicting coastal giant salamander body condition (g mm^{-3}). Included for each model are the AICc weight, delta AICc, conditional R^2 , marginal R^2 , and p -value.

Model	AICc Weight	Delta AICc	Conditional R^2	Marginal R^2	p-Value
Null	0.19	0.00	0.023	0.000	-
Salmonid Density	0.08	1.79	0.064	0.064	0.284
Mean Depth	0.07	1.90	0.059	0.059	0.305
LW	0.07	1.90	0.059	0.059	0.305

Note: This article has been peer reviewed and accepted for publication in *Northwest Science*. Copy-editing may lead to differences between this version and the final published version.

Neal NG, Sanders AM, Coble AA, Warren DR. 2023. Evaluating abiotic and biotic predictors of coastal giant salamander (*Dicamptodon tenebrosus*) populations in fish-bearing headwaters of the Oregon Coast Range. *Northwest Science* 97(3): *in press*.

Appendices

Appendix A: Study site stream summary including site, block, stream reach length (m), fishing reach length (m), and vertebrate species diversity. Vertebrate species abbreviations are as follows: coastal cutthroat trout (CT), coastal giant salamander (DT), sculpin (SC), Coho salmon (CO). Sites noted with an asterisk (*) indicate their exclusion from the coastal giant salamander body condition dataset.

Site	Block	Stream Reach (m)	Fishing Reach (m)	Species Composition
Chunk	Astoria	200	68	CT, DT, SC
Data	Astoria	200	62	CT, DT
Mikey	Astoria	200	75	CT, DT, SC
Mouth	Astoria	200	50	CT, DT, SC
Sloth	Astoria	200	80	CT, DT, SC
Gravedigger	Newport	200	60	CT, DT
Maximum Destruction	Newport	200	68	CT, CO, DT, SC
Shark Attack	Newport	200	60	CT, CO, DT, SC
Thunder Gun	Newport	200	65	CT, DT, SC
Wildside	Newport	200	60	CT, DT
Caddyshack	Scappoose	200	62	CT, DT, SC
Life Aquatic	Scappoose	200	60	CT, DT, SC
Osmosis Jones	Scappoose	200	60	CT, DT

Note: This article has been peer reviewed and accepted for publication in *Northwest Science*. Copy-editing may lead to differences between this version and the final published version.

Neal NG, Sanders AM, Coble AA, Warren DR. 2023. Evaluating abiotic and biotic predictors of coastal giant salamander (*Dicamptodon tenebrosus*) populations in fish-bearing headwaters of the Oregon Coast Range. *Northwest Science* 97(3): *in press*.

Stripes*	Scappoose	200	60	CT, DT, SC
Hairball*	Valsetz	300	90	CT, DT, SC
Boom Roasted	Vernonia	200	60	CT, DT
Goldenface	Vernonia	200	60	CT, DT
Michael Scarn	Vernonia	200	60	CT, DT
Pretzel Day*	Vernonia	200	65	CT, DT, SC
Schrute Farms	Vernonia	200	60	CT, DT, SC
Bill Lewis	Walton	300	95	CT, DT, SC
Cherry Power	Walton	300	90	CT, DT
Pittenger	Walton	300	90	CT, DT
Saleratus	Walton	300	90	CT, CO, DT, SC

Note: This article has been peer reviewed and accepted for publication in *Northwest Science*. Copy-editing may lead to differences between this version and the final published version.

Neal NG, Sanders AM, Coble AA, Warren DR. 2023. Evaluating abiotic and biotic predictors of coastal giant salamander (*Dicamptodon tenebrosus*) populations in fish-bearing headwaters of the Oregon Coast Range. *Northwest Science* 97(3): *in press*.

Appendix B: Linear mixed-effect model coefficient estimates and 95% confidence intervals for the top models explaining coastal giant salamander biomass density (g m^{-2}), population density (count m^{-2}), and body condition (g mm^{-3}).

Response Variable	Model	Lower 95%	Estimate	Upper 95%
<i>Coastal Giant</i>	(Intercept) +	-0.27	2.64	5.56
<i>Salamander Biomass</i>	Pool Area +	-3.59	-2.03	-0.46
<i>Density</i>	Substrate	-1.23	-0.60	0.02
	(Intercept) +	-0.89	-0.06	0.77
	Pool Area	-3.60	-1.92	-0.23
<i>Coastal Giant</i>	(Intercept) +	-2.69	-1.74	-0.79
<i>Salamander Biomass</i>	Pool Area	-3.47	-1.95	-0.42
<i>Density</i>	(Intercept) +	-2.75	0.57	3.88
	Pool Area +	-3.45	-1.88	-0.31
	Substrate	-1.25	-0.52	0.20
<i>Coastal Giant</i>	(Intercept)	0.0041	0.0042	0.0043
<i>Salamander Body</i>	(Intercept) +	0.0034	0.0004	0.0045
<i>Condition</i>	Salmonid Density	-0.0002	<0.0001	<0.0001
	(Intercept) +	0.0035	0.0039	0.0044
	Mean Depth	-0.0001	0.0001	0.0004
	(Intercept) +	0.0041	0.0004	0.0004
	LW	-0.0001	<0.0001	<0.0001

Note: This article has been peer reviewed and accepted for publication in *Northwest Science*. Copy-editing may lead to differences between this version and the final published version.

Neal NG, Sanders AM, Coble AA, Warren DR. 2023. Evaluating abiotic and biotic predictors of coastal giant salamander (*Dicamptodon tenebrosus*) populations in fish-bearing headwaters of the Oregon Coast Range. *Northwest Science* 97(3): *in press*.

Accepted Article

Note: This article has been peer reviewed and accepted for publication in *Northwest Science*. Copy-editing may lead to differences between this version and the final published version.