








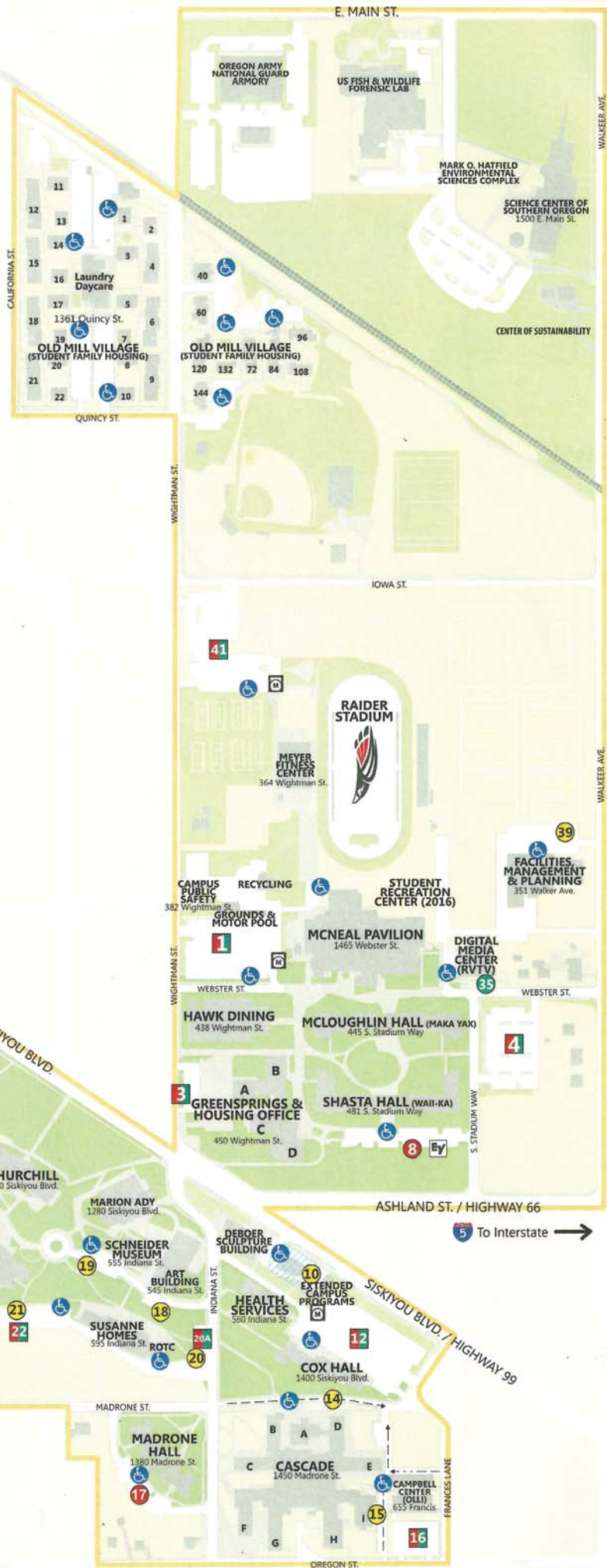


SO Southern OREGON UNIVERSITY

CAMPUS MAP

-  **CAMPUS BOUNDARY**
 -  **NON- UNIVERSITY PROPERTY**
 -  **VISITOR METERED PARKING AVAILABLE IN LOTS: 1, 12, 29, 36, 37, & 41**
 - FREE TIMED PARKING SPACES AVAILABLE IN LOTS: 12, 14, 18, 21, 31, 32, 35**
 -  **ADA PARKING**
 -  **RED LOTS- RESIDENT PARKING ONLY***
 -  **GREEN LOTS- COMMUTER PARKING ONLY**
 -  **YELLOW LOTS- FACULTY & STAFF PARKING**
 -  **COMBINED RESIDENT & COMMUTER ONLY***
 -  **ELECTRICAL VEHICLE CHARGING STATION**
- *SOU PERMITS ARE REQUIRED 24 HOURS**



↖ To Downtown

